

A Web-Based Editor for Multiplayer Choice Games

Ian Holmes
Department of Bioengineering
University of California
California, Berkeley
ihh@berkeley.edu

ABSTRACT

The structure of a choice-driven interactive story can be modeled as a syntax tree, generated by a player from a grammar, which in turn was generated by a game author. Using this grammar metaphor, “Boswell”, a web-based Integrated Development Environment, was developed for writing, testing, playing and sharing choice-based interactive fiction scripts. The system includes a domain-specific language, a map overview, a parse-tree debugger, and a network client for multiplayer games.

1. INTRODUCTION

Choice-based interactive fiction came of age in the 1980’s: Choose Your Own Adventure[1], Fighting Fantasy[2], and Lone Wolf[3] are well-known series. The genre has seen an early 21st-century resurgence with the advent of writing tools—from domain-specific languages like ChoiceScript[4], to interactive editors like Twine[5] and Inklewriter[6]—which have lowered the barriers to game creation and increased the diversity of authorial voices.

A simple choice-based story can be compared to a flowchart, or a state machine, or (in the language of grammar theory) a *regular grammar*. The main control-flow construct is the optional `GOTO` statement (“*IF you choose to take the chalice, TURN TO page 400*”). The structure of the story is a linear progression of scenes: the game program is a finite state machine that outputs scenes in a player-driven sequence.

In modeling many kinds of text, it is often useful to allow a richer structure. For example, conversations often make diversions (sometimes nested diversions (and sometimes multiply nested)) before returning to the main theme. Epic adventures can include side-quests; stories often have epilogues.

This sort of structure can be modeled using a *context-free grammar* (CFG). If a typical choice-based story (with a regular grammar) is akin to a state machine, whose main control-

flow construct is `GOTO`, then a CFG-based story is like a pushdown automaton (a finite-state machine with a stack) which allows not only `GOTO` but also `GOSUB`.

In this abstract we describe Boswell, a software system that allows authoring of story CFGs via an interface inspired by graphical editors like Twine and domain-specific languages like ChoiceScript. The created games can be played over the web by multiple players in different locations.

To extend choice-based stories in this way might indicate an excessive fondness for formalism. However, a well-defined framework provides a robust foundation, as well as a rich variety of links to other areas of culture. Grammars have variously served as metaphysical systems[7, 8], tools of social unification and control[9, 10], and models of natural language[11]. They have been used in compiler theory[12], DNA sequence analysis[11], and computer graphics[13]. There is a literature on game-theoretic analysis of grammar-based games [14]. Templates and scripts for social interactions have a rich history in popular social psychology[15, 16]. All of the above influences offer a source of inspiration for single- and multiplayer game design.

2. DESIGN

2.1 Game language

The application is based around a declarative, domain-specific language for specifying an attributed CFG.

The core element in this grammar, syntactically and semantically, is the *transformation rule*, which specifies how scenes connect. A scene label is preceded by the “@” character; for example, “@mailbox”. A transformation rule specifies what happens next:

```
@mailbox => { Open the mailbox.  
=> In the mail is a big check! @going_down }
```

In this, “@mailbox” is a label denoting the current scene; “Open the mailbox” is *hint text* presented to the player as a choice; and “You open the mail. Inside is a big check!” is the *expansion text* generated if the player makes this choice. Note that the expansion text includes another scene label, “@going_down”, which in turn will be expanded to generate the next scene.

In the above example, the curly braces include just a single

“hint => expansion” choice. More generally, there can be a list of several choices, separated by “|” characters:

```
@going_up =>
{ Check the mail
=> You go to the mailbox. @mailbox
| Check the paper
=> You inherited a fortune! @going_down
| Buy a lottery ticket
=> You won the lottery! @going_down }
```

This block has three “hint => expansion” pairs; any number is allowed.

An optional longer form allows for additional text fields to be expanded as part of the scene:

```
@going_down =>
[ So, now you are rich. | Wonderful! | What next? ]
{ Buy a fast car =>
  You buy a car.
  The medical bills from the crash bankrupt you.
  @going_up
| Invest in stocks =>
  You invest in the market.
  The collapse nullifies all your gains.
  @going_up
| Buy a beach house =>
  You buy some seafront property.
  Global warming turns it into sea-bed property.
  @swim }
```

Here, “So, now you are rich” is the *preamble* text that will appear permanently at the beginning of the scene; “Wonderful!” is the *placeholder* text temporarily displayed at the bottom of the scene (before the list of choices), and deleted when an expansion is selected; and “What next?” is the *prompt* text, also transiently displayed, that is associated with the list of choices.

An expansion can contain multiple scene labels, or none:

```
@swim =>
[ How will you escape a watery grave? ]
{ Swim => You swim for a while. @swim
| Call for help => @call_for_help;
  You are quickly rescued. @going_up }
@call_for_help =>
[ How will you call for help? ]
{ Scream => You scream. | Sing => You sing. }
```

In the terminology of formal grammar theory: the scene labels (@going_up, @going_down, @swim, @mailbox, etc.) which appear before the first “=>” sign and also (sometimes) flanked by text in the expansions, are *nonterminal symbols*. Each expansion is a mixture of *terminal symbols* (ordinary rendered text, consisting of HTML tags and ASCII characters) and nonterminal symbols.

Nonterminal symbols denote points in the text (scenes) where further expansion is possible; terminal symbols denote static

endpoints of the text. The preamble, placeholder, prompt and hint are *attributes* added to make the grammar formalism a little more friendly to writing interactive stories.

All nonterminal symbols begin with @. Special characters such as \$@[]{} can be escaped with a backslash if required in the text. Quotation marks and other common punctuation are not special characters and can be used directly, as can HTML tags. Some syntactic sugar for HTML tags (e.g. flanking underscores for italics) is borrowed from Markdown [17].

By default, the starting nonterminal is named @start:

```
@start => [ Are you ready? ] { @going_up }
```

Starting from this designated initial nonterminal, iterated application of the transformation rules generates a *parse tree* (Figure 1, right), with nonterminal symbols at internal nodes and terminal symbols at the tips. The final text can be read off from the terminals at the leaf nodes (Figure 1, left).

The sequence of terminals is post-processed before being rendered, so the terminals themselves do not necessarily correspond exactly to what is shown on screen. Specifically, the terminal nodes at the leaves of the parse tree represent a *program text*, which can contain embedded commands (such as variable assignments, inputs, modification, and interpolation) that are then interpreted to (deterministically) compute the *story text* presented to the player. As noted above, a Markdown-like macro expansion is further applied to the generated story text, for quick HTML styling [17].

Extra keywords are available; for example, to specify that some variables are directly controlled by the player, (using sliders), or to delineate a variable as the score. Other keywords can specify the game title, or control the behavior of the “undo” button.

Not all transformation rules need be presented to the player at every opportunity. The author can flag individual rules to be hidden from view some fixed number of times before first being shown, or limited to some finite number of uses. Various modifier keywords can be associated with nonterminals to indicate this in the game source file.

More computationally expressive logic for controlling story flow is available via the use of computer players. For nonterminals that are flagged as belonging to the computer player, rules are normally played at random, but this behavior can be manipulated by the author to assign different probabilistic weights to the rules (and these weights can also be boolean logic expressions, allowing for more sophisticated control of flow). The player can also “steer” the computer player by manipulating probabilistic weight parameters directly, by means of slider controls that the game designer can embed in the HTML page.

2.2 Editor

At the most basic level, the editor includes a textbox for direct editing of game source code. Beyond this, a number

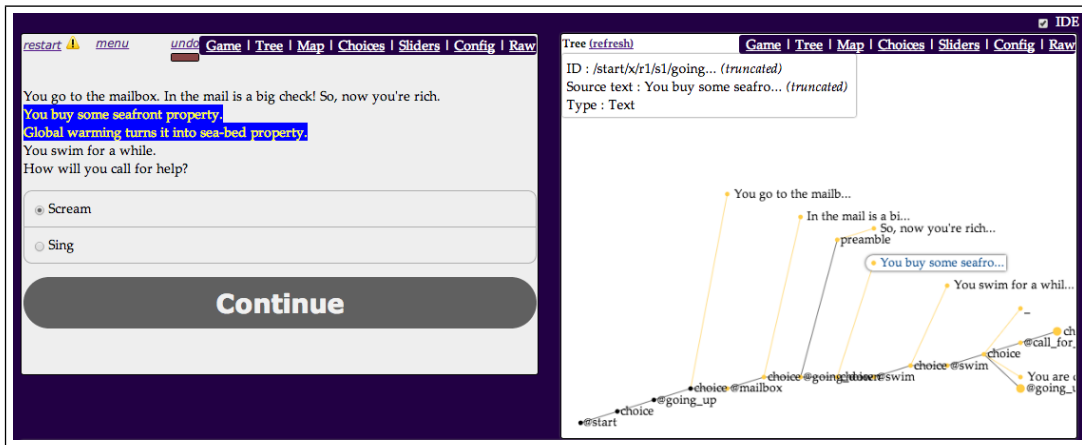


Figure 1: The parse tree visualization (right) can help analyze and debug narrative play (left). Here, the currently active choice node (right) is highlighted in the text (left).

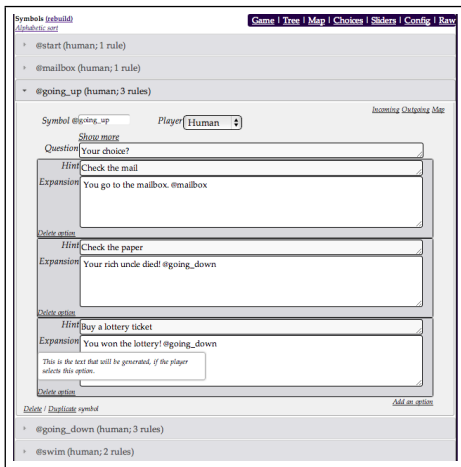


Figure 2: The nonterminal editor pane allows drag-and-drop ordering and editing of menus.

of User Interface (UI) elements are presented together as a basic Integrated Development Environment (IDE).

The main element is a drag-and-drop (“sortable”) list of non-terminal editor panes (Figure 2). Each nonterminal editor pane contains a sortable list of transformation rules, together with UI elements for modifying rule behavior (e.g. the number of times a rule can be used by, or should be hidden from, the player). An overview summarizes orphan nonterminals (never generated by any rules), bare nonterminals (no text), and empty rules (loose ends). Hyperlinks are provided for quick navigation to incoming/outgoing nonterminals, and also to the map view.

Another sortable list specifies the parameters that the player can set directly via slider controls. Some properties of the grammar (e.g. its title) can be directly edited.

2.3 Map

The map, rendered using a third-party graph visualization library, shows the overall structure of the game (Figure 3).

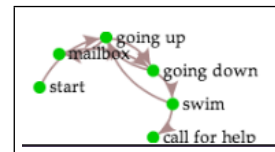


Figure 3: The map provides an overview of connections between nonterminals.

Nodes represent nonterminals (arranged in a circular layout). Edges $a \rightarrow b$ imply the existence of at least one rule $a \rightarrow \dots b \dots$ with a on the left-hand side and b on the right.

Nodes are colored to represent some useful information (e.g. whether the corresponding nonterminal is human- or player-controlled, whether it is a loose end, and so forth). The author can mouse-over a node to highlight incoming & outgoing edges.

2.4 Parse tree debugger

The parse tree is rendered using the same graph library as the map (Figure 1, right). The various types and status of nodes (terminals; expanded & unexpanded nonterminals (player- and computer-controlled); parameter references, assignments & inputs) is indicated via size and coloring. The tester can mouseover nodes to highlight expanded text or see order and time of expansion. Clicking on a node navigates to the corresponding nonterminal editor pane.

2.5 Game client

The parse tree is rendered as text after performing variable substitutions (Figure 1, left). Minimal styling is used to present choice lists and animate key events, e.g. fading-in of newly-rendered text.

An “undo” button with gradually-increasing recharge time is offered as an optional game mechanic for solo play. (Limiting this to solo play avoids the complications of implementing multiplayer “undo”.)

2.6 Multiplayer operation

Multiplayer mode is enabled by increasing the number of *roles* in the grammar from its default value of 1. The number of roles is the same as the number of (human) players. Each nonterminal node in the parse tree is controlled (i.e. can only be expanded) by the player in one specific role. This prevents race conditions by design: each choice is uniquely controlled by one player. The `@start` nonterminal at the root node is always controlled by the player in the first role. By default, if node X is controlled by role n and there are k roles, then all children of node X are controlled by role $((n + 1) \bmod k)$. Thus, control passes predictably from one player to the next, although this default behavior can be modified by the author (e.g. to indicate that a particular nonterminal should always be controlled by a given role). For every role, there is one human player (for manual choices) and one computer player (for automatic choices).

Multiplayer mode is implemented using a third-party publish-subscribe (pub-sub) framework. Games are organized on an invitation channel and then take place on an hierarchically-structured set of play channels, with one channel for each node of the parse tree. CSS animations report (a) publication of rules to the pub-sub server (for locally-controlled node expansions), (b) subscription of a listener at a particular point in the parse tree (for remotely-controlled nodes).

3. DISCUSSION

Grammars are found throughout computer science, and there are many potential applications of an integrated system for designing grammars and then using them collaboratively to generate texts over a network. Such applications range from serious uses in IT enterprise (e.g. structured chat-rooms for product support), through traditional game tropes (e.g. dungeonmaster-player conversations), through new electronic models of social interaction (e.g. scripted interactive dates).

3.1 Cryptographic signatures

Cryptographically-authenticated play would obviate the need for a server or central scoring authority. A cryptographic extension of the basic pub-sub model should be straightforward. Crucial messages must be signed (and counter-signed when received): these include invitations, applications to join the game, and rule expansions.

3.2 Strategic optimality

Strategically optimal algorithms for playing this kind of game are known to exist when the scoring scheme is a trivial function of the parse tree (e.g. fixed rewards for using certain nonterminals [14]). However, the scoring scheme described here is considerably more flexible, modeling many aspects of context-sensitive grammars as well as CFGs.

The programming language for the computer player does not attempt to model AI in any deep sense: it is very simple, just offering variables, conditional tests, and the in-built facility for looping and recursion that comes for free with the CFG.

A possible extension is to use an ambiguous grammar (multiple parse trees consistent with observed output) with a computer player that predicts future outcomes probabilistically (e.g. using Earley-Stolcke parsing [18]).

4. IMPLEMENTATION

Implemented in JavaScript using SigmaJS, PegJS, JQuery, OpenPGP, Node, and Faye, with CSS from ChoiceScript. Tested in Google Chrome and Mozilla Firefox.

4.1 Availability

Code is freely available at <https://github.com/ihh/boswell>

4.2 Acknowledgements

Many thanks are due Dan Fabulich, Richard Evans, Michael Mateas, Noah Wardrip-Fruin, Emily Short, Graham Nelson, Jon Ingold, and Rudy Rucker for help and inspiration.

5. REFERENCES

- [1] E. Packard. *The Cave of Time*. Choose Your Own Adventure. Bantam Books, 1979.
- [2] S. Jackson, I. Livingstone, and R. Nicholson. *The Warlock of Firetop Mountain*. Fighting Fantasy gamebooks. Puffin Books, 1982.
- [3] J. Dever. *Flight From The Dark*. Lone Wolf. Sparrow, 1984.
- [4] D. Fabulich. *Introduction to ChoiceScript*. <http://www.choiceofgames.com/>.
- [5] C. Klimas. *Twine: an Open-Source Tool for Telling Interactive, Nonlinear Stories*. <http://twinery.org/>.
- [6] J. Ingold. *Inklewriter*. <http://www.inklestudios.com/inklewriter>.
- [7] Pāṇini. *Ashtadhyayi*, 4th Century B.C.E. <http://en.wikipedia.org/wiki/Ashtadhyayi>.
- [8] A. Luhtala. *Grammar and Philosophy in Late Antiquity: A Study of Priscian's Sources*. John Benjamins Pub., 2005.
- [9] Académie Française. *L'histoire*, 2013. <http://www.academie-francaise.fr/linstitution/lhistoire>.
- [10] R. Lowth. *A Short Introduction to English Grammar: With Critical Notes*. J.J. Tourneisin, 1794.
- [11] R. Durbin, S. Eddy, A. Krogh, and G. Mitchison. *Biological Sequence Analysis: Probabilistic Models of Proteins and Nucleic Acids*. Cambridge University Press, Cambridge, UK, 1998.
- [12] A.V. Aho, M.S. Lam, R. Sethi, and J. Ullman. *Compilers: Principles, Techniques, and Tools*. Addison-Wesley Educational Publishers Inc., 2007.
- [13] G. Rozenberg and A. Salomaa. *The Mathematical Theory of L Systems*. Pure and Applied Mathematics. Elsevier Science, 1980.
- [14] K. Etessami, D. Wojtczak, and M. Yannakakis. Recursive stochastic games with positive rewards. In L. Aceto, I. Damgård, L.A. Goldberg, M.M. Halldórsson, A. Ingólfssdóttir, and I. Walukiewicz, editors, *ICALP (1)*, volume 5125 of *Lecture Notes in Computer Science*, pages 711–723. Springer, 2008.
- [15] E. Berne. *Games People Play: The Psychology of Human Relationships*. Grove Press, 1964.
- [16] E. Berne. *What Do You Say After You Say Hello?* Grove Press, 1972.
- [17] J. Gruber. *Markdown*. <http://daringfireball.net/projects/markdown/>.
- [18] A. Stolcke. An efficient probabilistic context-free parsing algorithm that computes prefix probabilities. *Comput. Linguist.*, 21(2):165–201, June 1995.